
**Nasıl Sipariş Edilir? / How to Order?**


MHE	2 160	19,4	A	LEAL	M3	160L4
1	2	3	4	5	6	7

1 Temel Tip Tanımlaması / Series of Gear Unit

HE
Paralel Millî Ekstruder Redüktör
Parallel Shaft Extruder Gearbox




MHE
Paralel Millî Motorlu Ekstruder Redüktör
Parallel Shaft Extruder Gearbox with Motor

**2** Kademe Sayısı ve Gövde Büyüklüğü / Number of Stages & Housing Size


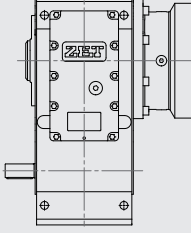
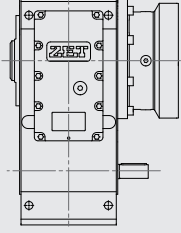
Kademe Sayısı <i>Number of Stages</i>	Gövde Büyüklüğü <i>Housing Size</i>
2	140
	160
	180
	200
	225
	250
	280
	320
360	
İki Kademe <i>Double-Stage</i>	

3 Tahvil Oranı / Ratio

$$6,3 < i < 25$$



4 Giriş Mili Seçenekleri / *Input Shaft Configurations*

A	 Ölçü Tabloları <i>Dimension Tables</i>		
L		A	L

5 Çıkış Mili Seçenekleri / *Output Shaft Configurations*

-	Normal Dizayn <i>Normal Design</i>	EA	Ekstruder A Dizayn <i>Extruder A Design</i>	L	Sol <i>Left</i>
L	Uzun Dizayn <i>Long Design</i>			R	Sağ <i>Right</i>

6 Montaj Pozisyonu / *Mounting Positions*

M3	M4	M5	M6
